


ADDITION HEART PUZZLES



THANK YOU FOR RESPECTING MY WORK!

Heather Jo Whetham-Fergen ©HoJo's Teaching Adventures, LLC

All rights reserved. Purchase of this unit entitles the purchaser the right to reproduce the pages in limited quantities **for single classroom use only**. Duplication for an entire school, an entire school system or commercial purposes is strictly forbidden without written permission from the publisher.

Copying **any** part of this product and placing it **on the Internet in any form (even a personal/classroom website)** is **strictly forbidden** and is a violation of the Digital Millennium Copyright Act (DMCA). These items can be picked up in a Google search and then shared worldwide for free.

You May:

- Use this item for personal/student use in a single classroom.
- Purchase licenses at a big discount for others to use this resource.
- Enjoy this product for years to come (check back for updated versions).

You May Not:

- Give this item to your friends or colleagues.
- Copy this item for use by others.
- Post this item on a website for download. This includes personal websites, district websites, Amazon Inspire, etc.
- Post this item or any like copy for sale or for free.

CREDITS:



Thank you for your purchase!! 😊

Let your students practice their addition facts with these fun Heart Shaped Puzzles. You get six puzzles – three easier and three harder. The easier puzzles are 14 pieces where students match 19 problems. The harder puzzles are 24 pieces where students match 36 problems.

This will help address Common Core State Standards 1.OA.C.6 and 2.OA.B.2

These puzzles are meant to be somewhat of a challenge. Students will have to keep in mind the shape of the heart. The middle pieces will be the most challenging. Tell students to rotate them around until they fit. This is where their critical thinking skills will come into play!


There are two options for the puzzles. One option is each of the six puzzles in its full heart shape. The other option is the puzzle pieces separate so students do not know the final shape. These “cut out” sheets are meant to be given directly to the students to cut out and put together so they don't know the shape. These will be more challenging. But they are no prep – just print and go!

Preparation and Storage: You will need to print off the number of copies you need. (I recommend printing them on cardstock and laminating them.) I have used these as individual work, partner work, and small group work. They also work well for students who finish early or for use during center time. Cut the puzzles out and put them into plastic baggies for students' use. I put each set in its own plastic baggie. Then I put all of these baggies and one original sheet in a manila envelope with the name of the activity on the front. This way I have the answer key and all materials readily available.

If you want the students to do the cutting – simply print out the “pre cut” puzzles and hand one sheet to each child. Easy. Done! NO PREP!

Directions to Play: Give students the cut-up puzzle sheet. Tell them they need to put the heart puzzle back together. The first time you have the students complete one of these. You can also give them the hint (because I have found some do not figure this out!) that the heart needs to be fully formed when they are done.

Correcting Student Work: To easily check a student's completed work, keep an original copy of the puzzle sheet they are working on. This way you can immediately check to see if the pictures or numbers are in the correct order or not.



Easy Heart Puzzle

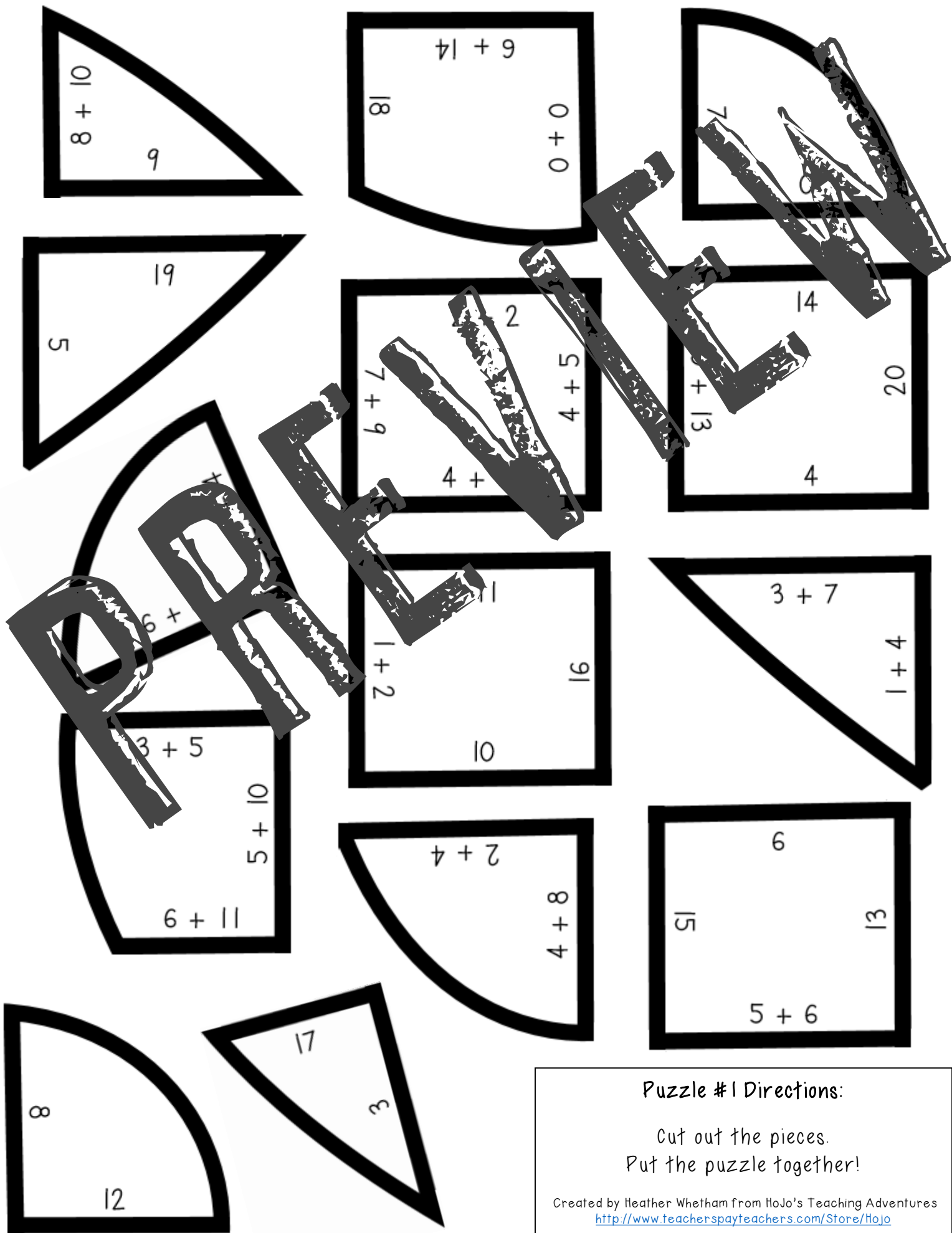
Created by Heather Whetham from HoJo's Teaching Adventures
<http://www.teacherspayteachers.com/Store/Hojo>

E-mail: HoJosTpTStore@yahoo.com

Follow by [blog](#), become a fan on [Facebook](#), or follow me on [Pinterest!](#)


Copyright © 2011-present Heather Whetham "HoJo's Teaching Adventures"
 All rights reserved by author.

Permission to copy for classroom use only.
 Electronic distribution limited to classroom use only.



Puzzle #1 Directions:

Cut out the pieces.
Put the puzzle together!



Addition Heart Puzzle #1 Numbers through 20

Created by Heather Whetham from HoJo's Teaching Adventures
<http://www.teacherspayteachers.com/Store/Hojo>

E-mail: HoJosTpTStore@yahoo.com

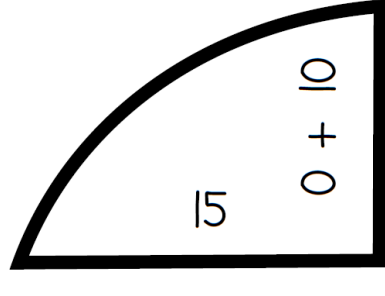
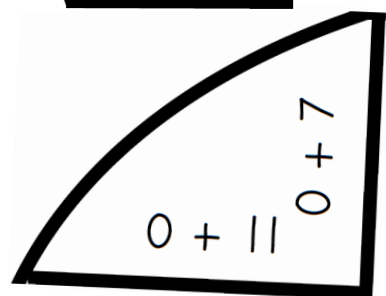
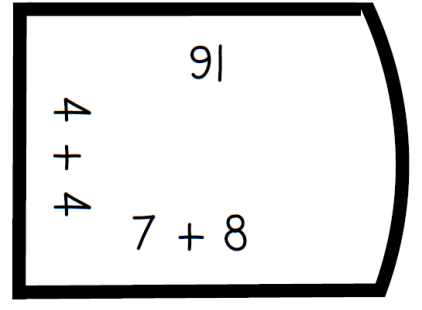
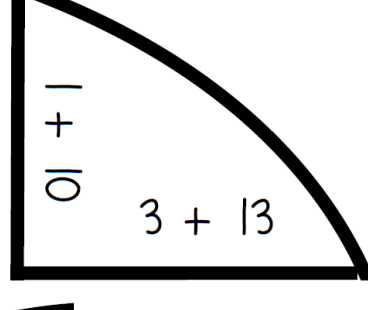
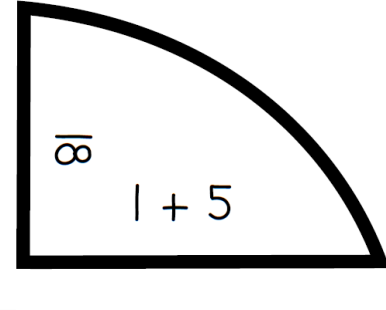
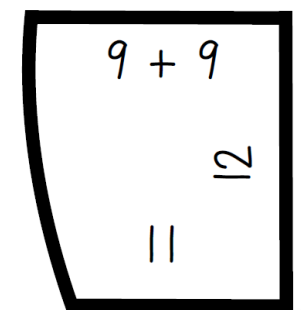
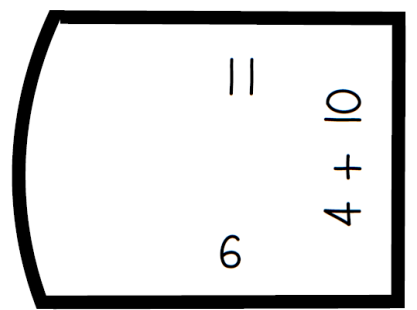
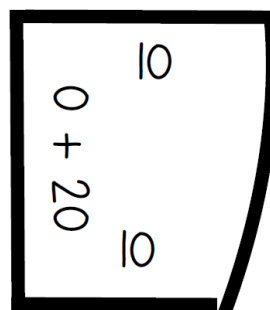
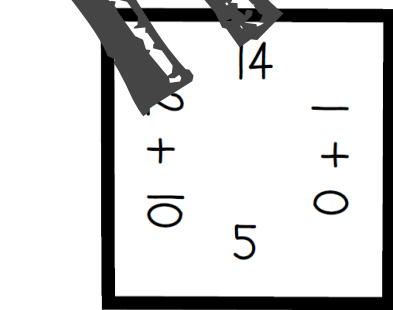
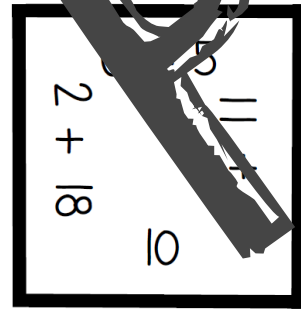
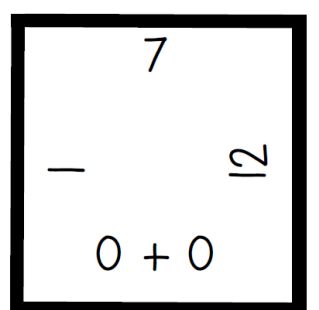
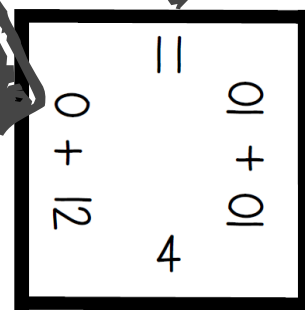
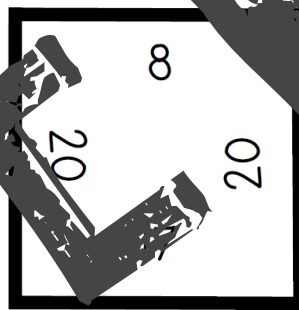
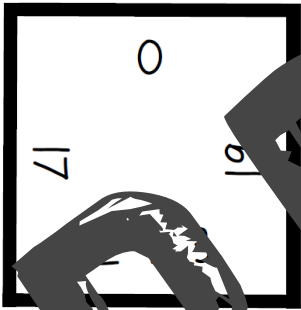
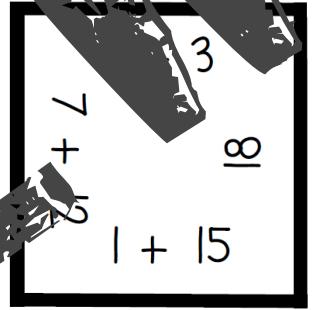
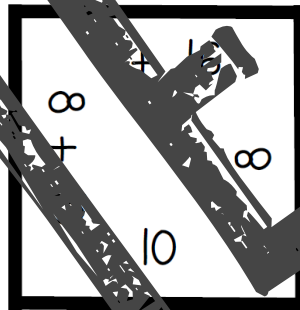
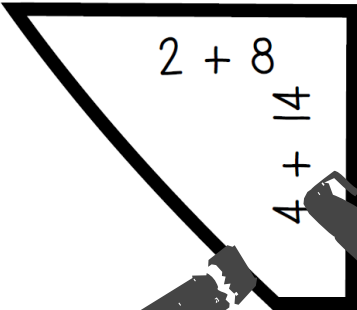
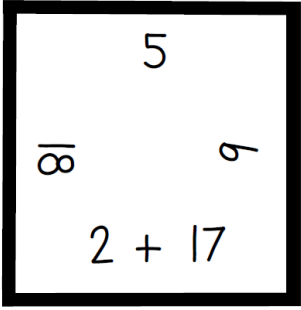
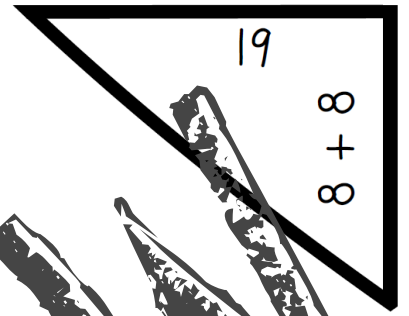
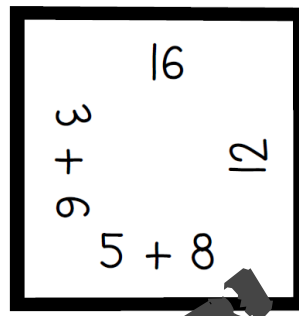
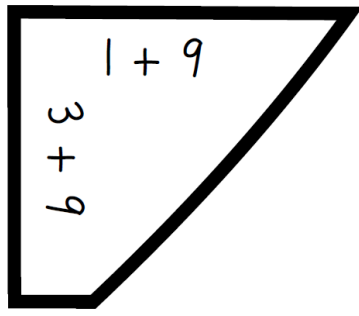
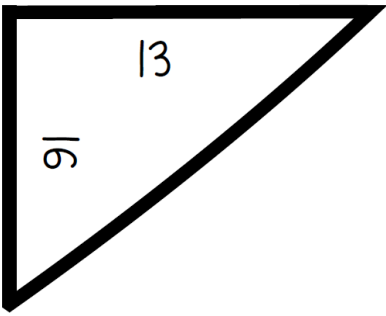
Follow by [blog](#), become a fan on [Facebook](#), or follow me on [Pinterest!](#)

Copyright © 2011-present Heather Whetham "HoJo's Teaching Adventures"

All rights reserved by author.

Permission to copy for classroom use only.

Electronic distribution limited to classroom use only.



Puzzle #1 Directions:

Cut out the pieces.
Put the puzzle together!

Created by Heather Whetham from HoJo's Teaching Adventures
<http://www.teacherspayteachers.com/Store/HoJo>

ABOUT THE AUTHOR

My name is Heather. I'm a certified **elementary and special education teacher** in the state of South Dakota. I am also certified to be a K-12 Reading Specialist or Principal.

My classroom experience has ranged from **preK-6th grade**. I've taught everything from a regular gen ed classroom to inclusion special education to Reading Recovery to a multi-grade classroom of ELL students.

All of these varied experiences have given me a chance to really see that teaching is all about “**fun, engaged, impactful relationships & learning**”. (This has also become my blogging mantra!) Treat students with respect and they will do almost anything for you! Once you've built the relationships, the learning will come.

After seven years in the classroom I become a K-6 principal at two schools and K-12 district special education director. I'm now home caring for our two children and working online. I miss the students and staff, but I love still having my hands in education through my online endeavors.

If you have any questions about me, my resources, or my blog – please reach out! I love connecting with other educators from around the world!

~Heather aka HoJo~
info@heatherfergen.com

