


# EDITABLE APPLE PUZZLE



## Thank you for your purchase!! ☺

Let your students practice various skills with this fun Apple Shaped Puzzle. This puzzle will have students match 26 different problems together by correctly putting the 18 piece apple together.

**\*\*THIS RESOURCE CANNOT BE USED TO CREATE OTHER RESOURCES FOR SALE. IT IS NOT A COMMERCIAL LICENSE, BUT ONLY FOR ONE TEACHER IN THEIR CLASSROOM OR HOMESCHOOL. THANK YOU FOR RESPECTING MY COPYRIGHT.**

These puzzles are meant to be somewhat of a challenge. Students will have to keep in mind the shape of the apple. Tell students to rotate the pieces around until they fit. This is where their critical thinking skills will come into play!

When you get to page seven of this resource, type in the text you want to use. You should have 26 problems ready to go – this way you fill all of the spaces within the puzzle.

Each text box you can type in will say “text here”. You then type in your information, save it, and print the number of copies you need.

You may want to change the overall font size. See page three for a video and FAQ.

**Preparation and Storage:** You will need to print off the number of copies you need. (I recommend printing them on cardstock and laminating them.) I have used these as individual work, partner work, and small group work. They also work well for students who finish early or for use during center time. Cut the puzzles out and put them into plastic baggies for students' use. I put each set in its own plastic baggie. Then I put all of these baggies and one original sheet in a manila envelope with the name of the activity on the front. This way I have the answer key and all materials readily available.

**Directions to Play:** Give students the cut-up puzzle sheet. Tell them they need to put the puzzle back together. The first time you have the students complete one of these, you can also give them the hint (because I have found some do not figure this out!) that the shape needs to be fully formed when they are done.

**Correcting Student Work:** To easily check a student's completed work, keep an original copy of the puzzle sheet they are working on. This way you can immediately check to see if the pieces and numbers are in the correct order.



Please consider contacting me or following me in one of the ways below -

E-mail: [HoJosTpTStore@yahoo.com](mailto:HoJosTpTStore@yahoo.com)

Follow by [blog](#), become a fan on [Facebook](#), or follow me on [Pinterest!](#)

Copyright © 2011-present Heather Whetham "HoJo's Teaching Adventures"

All rights reserved by author.

Permission to copy for classroom use only.

Electronic distribution limited to classroom use only.

# Frequently Asked Questions

- [Click here to watch this video and learn –](#)
  - **How do I add the text?**
    - You can write directly in the text boxes.
  - **What if I want to change the font size?**
    - Highlight the font you want to change, and change the size. Or watch the video to see a shortcut on changing the font size of every text box at one time.
  - **How do I adjust the text boxes?**
    - Click and drag on the corners.
- **What types of things can I use this puzzle for?**
  - Math problems
    - (copy them right from your textbook if you want!)
  - Vocabulary & definitions
    - (if the terms aren't too long)
  - Contractions & the two words that create it
  - Compound words & the two words that create it
  - Plus anything else you can think up!
- **Use the sheet on page five of this resource to help you prep your questions before typing them on the shape.**

If you have questions, please [leave a Q&A in my TpT store](#) or email me at [info@HeatherFergen.com](mailto:info@HeatherFergen.com)

Thank you!

I have learned that NOT all PowerPoint presentations are created equal. This PowerPoint was created in screen size **1366x768**. (This is the screen size used by over 30% of users.)

If any of the text boxes and alignment seem “off” on your screen, you can change your computer to this alignment by:

- On a PC – watch this video - <https://www.youtube.com/watch?v=3GdKiUAnyHc>
  - When you see 1440x900 on his screen, change it to 1366x768
- On a Mac – watch this video - <https://www.youtube.com/watch?v=T7eoh7eTzNA>

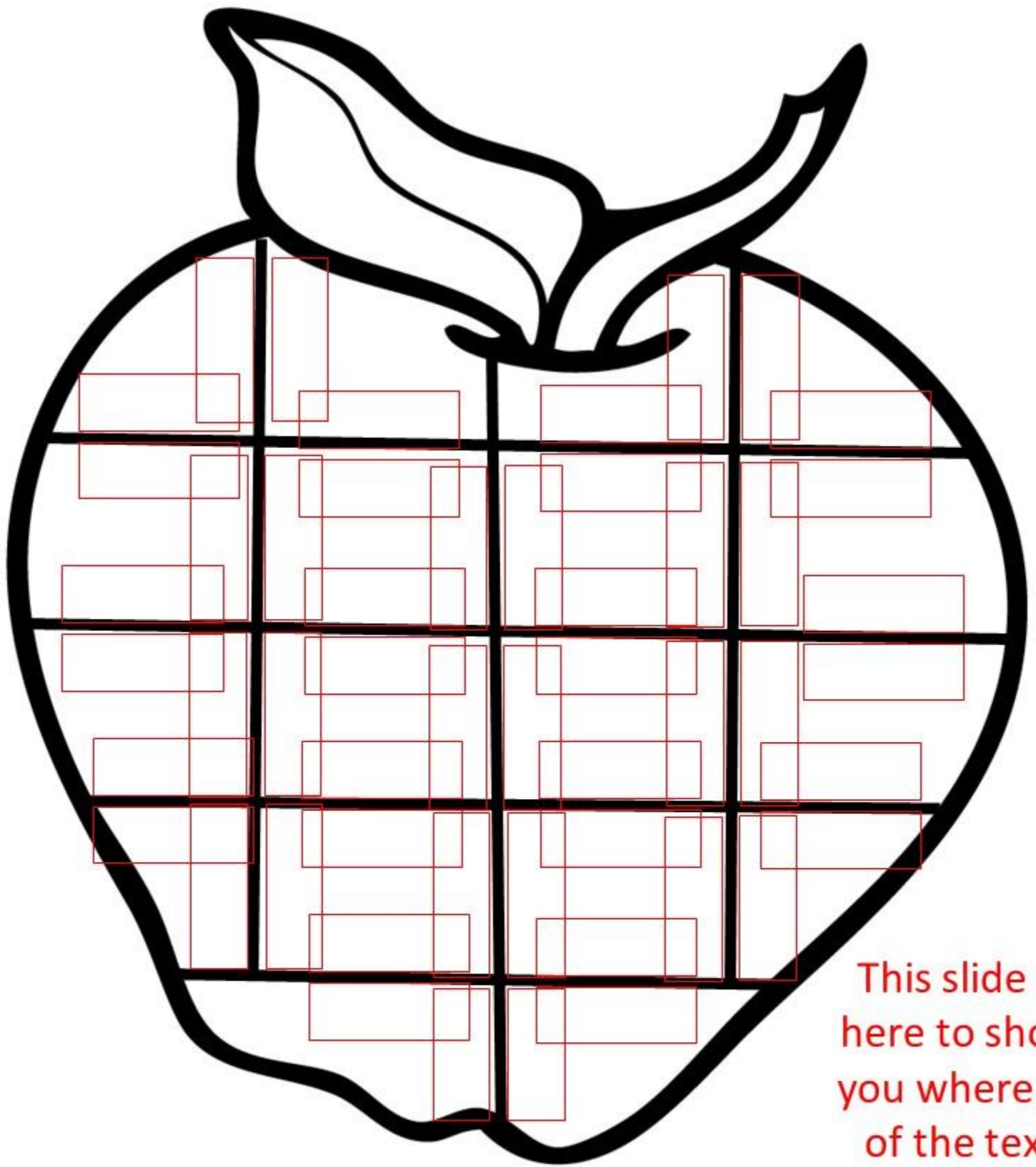
# Apple Puzzle Prep Sheet

1. Q:  
A:
2. Q:  
A:
3. Q:  
A:
4. Q:  
A:
5. Q:  
A:
6. Q:  
A:
7. Q:  
A:
8. Q:  
A:
9. Q:  
A:
10. Q:  
A:
11. Q:  
A:
12. Q:  
A:
13. Q:  
A:
14. Q:  
A:

15. Q:  
A:
16. Q:  
A:
17. Q:  
A:
18. Q:  
A:
19. Q:  
A:
20. Q:  
A:
21. Q:  
A:
22. Q:  
A:
23. Q:  
A:
24. Q:  
A:
25. Q:  
A:
26. Q:  
A:

With  
purchase, you  
will be able to  
type on this  
sheet to help  
make  
planning  
easier!

(You can copy  
problems  
right out of  
textbooks or  
create your  
own. It's your  
choice!)



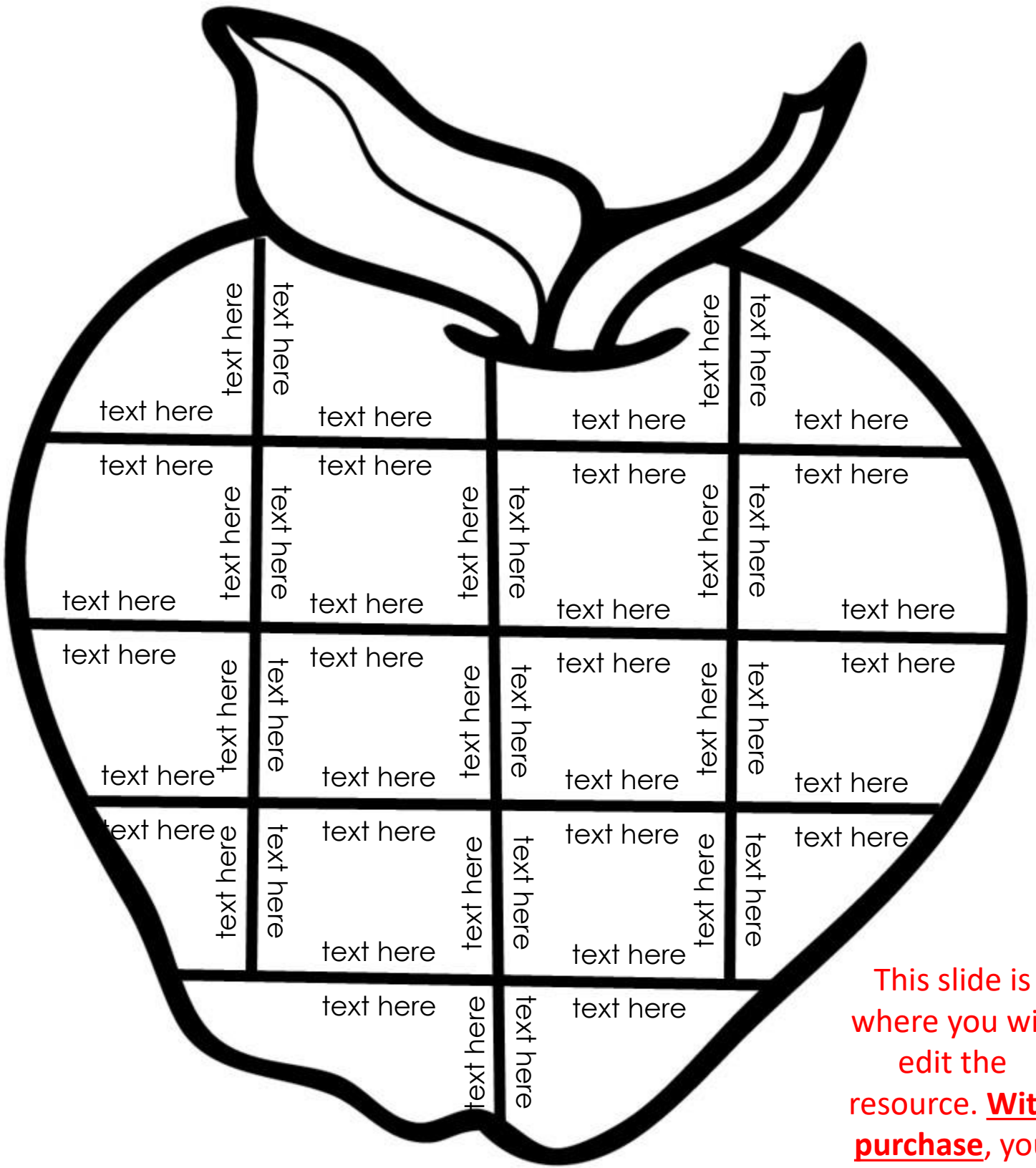
This slide is here to show you where all of the text boxes are. You will NOT be able to type on this slide.

### EDITABLE Apple Puzzle

Created by Heather Whetham from HoJo's Teaching Adventures  
<http://www.teacherspayteachers.com/Store/HoJo>

E-mail: [HoJosTpTStore@yahoo.com](mailto:HoJosTpTStore@yahoo.com)  
Follow by [blog](#), become a fan on [Facebook](#), or follow me on [Pinterest!](#)

Copyright © 2016 Heather Whetham "HoJo's Teaching Adventures"  
All rights reserved by author.  
Permission to copy for classroom use only.  
Electronic distribution limited to classroom use only.



This slide is where you will edit the resource. **With purchase**, you get the PowerPoint version.

**You cannot edit this PDF.**

### EDITABLE Apple Puzzle

Created by Heather Whetham from HoJo's Teaching Adventures  
<http://www.teacherspayteachers.com/Store/HoJo>

E-mail: [HoJosTpTStore@yahoo.com](mailto:HoJosTpTStore@yahoo.com)

Follow by [blog](#), become a fan on [Facebook](#), or follow me on [Pinterest!](#)

Copyright © 2016 Heather Whetham "HoJo's Teaching Adventures"  
All rights reserved by author.

Permission to copy for classroom use only.  
Electronic distribution limited to classroom use only.

# Want Literacy Holiday & Seasonal Puzzles?

[Click here!](#)

Want Math Holiday &  
Seasonal Puzzles?

[Click here to see them all!](#)

Or click on each one below:

1. August/September - [Apple Back to School Math Centers](#)
2. October - [Halloween Cat Math Centers](#)
3. Fall - [Fall Pumpkin Math Centers](#)
4. Fall - [Football Math Centers](#)
5. November - [Thanksgiving Turkey Math Centers](#)
6. December - [Christmas Tree Math Centers](#)
7. December - [Gingerbread Man Math Centers](#)
8. January - [Snowman Math Centers](#)
9. Winter - [Winter Mitten Math Centers](#)
10. Winter - [100th Day of School Math Centers](#)
11. February - [Valentine's Day Math Centers](#)
12. February - [Dental Health Month Math Centers](#)
13. March - [St. Patrick's Day Clover Math Centers](#)
14. Spring - [Spring Flower Math Centers](#)
15. Spring - [Easter Egg Math Centers](#)

**Addition, Subtraction, Multiplication, and Division available for each season  
or holiday!**



Thank you for your purchase!

~HoJo~

Please consider contacting me or following me in one of the ways below -

E-mail: [HoJosTpTStore@yahoo.com](mailto:HoJosTpTStore@yahoo.com)

Follow by [blog](#), become a fan on [Facebook](#), or follow me on [Pinterest!](#)

All rights reserved. This product is bound by copyright laws. Redistributing, editing, selling, or posting this item (or any part thereof) is strictly prohibited. This applies to items posted as "FREE" as well. This also includes distributing this product on the Internet which is strictly prohibited without first gaining permission from the author. This product can be located by doing a Google search if placed on websites without permission from the author. Violations are subject to the penalties of the Digital Millennium Copyright Act. Please contact the author if you wish to be granted special permissions.


**If you enjoyed this Puzzle, you will also enjoy my  
MAGIC SQUARE PUZZLES!**

You can find them [HERE](#) in my Teachers Pay Teachers [store!](#)

Current Magic Square concepts include: [addition](#), [subtraction](#), [multiplication](#), [division](#), [color words](#), [letter recognition](#), [compound words](#), [irregular plural nouns](#), [irregular verbs](#), [contractions](#), [exponents](#), [states/capitals](#), [CVCC](#), [CVCE](#), [blends](#), [telling time](#), [money](#), [place value](#), [rounding](#), [lines/angles/rays](#), [fractions](#), [shapes](#), and [MORE!](#)

Magic Squares are being added regularly, so make sure to [follow my store!](#)

Here are some pictures of the Magic Squares in action!



# Credits Page

Fonts by [Jessica Stanford](#)  
and [Jen Jones – Hello Literacy](#)



Apple Clipart by  
[www.teacherspayteachers.com/Store/Kaylynn-E](http://www.teacherspayteachers.com/Store/Kaylynn-E)