



# Irregular Verbs Magic Square Puzzles

Reusable Game!

Differentiated versions!



[www.HoJosTeachingAdventures.com](http://www.HoJosTeachingAdventures.com)



Great for Centers, Early Finishers,  
Enrichment, and Critical Thinking!

# Thank you for your purchase!! 😊

Let your students practice irregular verbs with these addicting puzzles!

**\*\*Each magic square requires students to match  
24 irregular verbs to their match!\*\***

**\*\*Please note that there are purposely words to try and trick your students!  
Such as cut/cutted, creep/creeped, ride/rided, and many more.**

There are five Magic Square Puzzles in this product. However, there are two of each puzzle— one with pictures for students who need a little more guidance in the direction the pieces should face and one without pictures so other students can have more of a challenge. This is differentiation at its finest!

**Preparation and Storage:** You will need to print off the number of copies you need. (I recommend printing them on cardstock and laminating them.) I have used these as individual work, partner work, and small group work. They also work well for students who finish early or for use during center time. Cut the magic squares out and put them into plastic baggies for students' use. I put each set in its own plastic baggie. Then I put all of these baggies and one original sheet in a manila envelope with the name of the activity on the front. This way I have the answer key and all materials readily available.

**Directions to Play:** Give students the cut-up magic square sheet. Tell them they need to put the square back together. The first time you have the students complete one of these, I suggest drawing out a 4x4 square on the board so they understand what it should look like. You can also give them the hint (because I have found some do not figure this out!) that the pictures will all be facing the correct direction.

**Correcting Student Work:** To easily check a student's completed work, keep an original copy of the magic square sheet they are working on. This way you can immediately check to see if the pictures or words are in the correct order or not.

Still not sure how Magic Squares work? Check out this [blog post!](#)

## HoJo's Teaching Adventures

Freebies, Resources, & More for K-6 Educators!



Please consider contacting me or following me in one of the ways below -

E-mail: [HoJosTpTStore@yahoo.com](mailto:HoJosTpTStore@yahoo.com)

Follow by [blog](#), become a fan on [Facebook](#), or follow me on [Pinterest!](#)

Copyright © 2013 Heather Whetham "HoJo's Teaching Adventures"  
All rights reserved by author.

Permission to copy for classroom use only.  
Electronic distribution limited to classroom use only.

# This Magic Square includes the following irregular verbs:

## Magic Square #1

- rise/rose
- throw/threw
- have/had
- give/gave
- awake/awoke
- went/go
- swung/swing
- blow/blew
- know/knew
- hid/hide
- be/was
- dig/dug
- cut/cut
- thought/think
- ran/run
- were/be
- bit/bite
- creep/crept
- hit/hit
- told/tell
- bent/bend
- lit/light
- bleed/bled
- lay/laid

## Magic Square #2

- choose/chose
- spin/spun
- sit/sat
- do/did
- teach/taught
- shoot/shot
- met/meet
- strike/struck
- feel/felt
- bring/brought
- kept/keep
- rise/rose
- sped/speed
- drew/draw
- ride/rode
- beat/beat
- see/saw
- stick/stuck
- write/wrote
- break/broke
- showed/show
- hurt/hurt
- sink/sank
- hold/held

## Magic Square #3

















- drink/drank
- overhear/overheard
- go/went
- make/made
- leave/left
- became/become
- wake/woke
- built/build
- sold/sell
- sing/sang
- get/got
- caught/catch
- give/gave
- fall/fell
- find/found
- fight/fought
- buy/bought
- paid/pay
- feed/fed
- drove/drive
- sent/send
- overtook/overtake
- flee/fled
- grew/grow

## Magic Square #4

- freeze/froze
- spend/spent
- lose/lost
- string/strung
- foresee/foresaw
- win/won
- overdraw/overdrew
- spoke/speak
- ate/eat
- cling/clung
- lend/lent
- breed/bred
- understand/understood
- hear/heard
- hold/held
- slid/slide
- swear/swore
- fly/flew
- mislead/misled
- came/come
- lie/lay
- read/read
- weep/wept
- deal/dealt

## Magic Square #5

- take/took
- mean/meant
- sink/sank
- shrink/shrank
- wore/wear
- split/split
- dove/dive
- forget/forgot
- mistake/mistook
- burst/burst
- wound/wind
- bust/bust
- ran/run
- ring/rang
- say/said
- swim/swam
- seek/sought
- bound/bind
- put/put
- begin/began
- shod/shoe
- lead/led
- shone/shine
- shake/shook

|   |  |  |   |
|---|--|--|---|
| <p>swinged</p> <p>threw</p>  <p>rise</p> <p>give</p> | <p>gived</p> <p>rose</p>  <p>threw</p> <p>awake</p> | <p>rised</p> <p>throw</p>  <p>had</p> <p>went</p>     | <p>hitted</p> <p>have</p>  <p>thought</p> <p>swung</p> |
| <p>gave</p> <p>swunged</p>  <p>blow</p> <p>be</p>    | <p>awoke</p> <p>blew</p>  <p>knew</p> <p>dig</p>    | <p>go</p> <p>know</p>  <p>hid</p> <p>cut</p>          | <p>swing</p> <p>thought</p>  <p>digged</p>             |
| <p>was</p> <p>bended</p>  <p>ran</p> <p>creep</p>   | <p>dug</p> <p>run</p>  <p>hit</p>                  | <p>cut</p> <p>bit</p>  <p>told</p>                   | <p>think</p> <p>bite</p>  <p>digged</p>               |
| <p>crept</p> <p>runned</p>  <p>bled</p>            | <p>blew</p> <p>lift</p>  <p>bled</p>              | <p>tell</p> <p>bleed</p>  <p>laid</p> <p>cutted</p> | <p>bend</p> <p>lay</p>  <p>creeped</p> <p>bited</p>  |

## #1 Irregular Verbs (with pictures)

Created by Heather Whetham from HoJo's Teaching Adventures  
<http://www.teacherspayteachers.com/Store/HoJo>

E-mail: [HoJosTpTStore@yahoo.com](mailto:HoJosTpTStore@yahoo.com)

Follow by [blog](#), become a fan on [Facebook](#), or follow me on [Pinterest!](#)

Copyright © 2013 Heather Whetham "HoJo's Teaching Adventures"

All rights reserved by author.

Permission to copy for classroom use only.

Electronic distribution limited to classroom use only.

|         |        |        |          |
|---------|--------|--------|----------|
| swinged | gived  | rised  | hitted   |
| threwed | threw  | throw  | thinked  |
| gave    | awoke  | go     | swinged  |
| swunged | knew   | know   | quatched |
| be      | dig    | cut    | thought  |
| was     | dug    | cu     | think    |
| bended  | run    | be     | digged   |
| creep   | hit    | told   | bent     |
| crept   | bled   | tell   | bend     |
| runned  | bleed  | laid   | creeped  |
| bleded  | blowed | cutted | bited    |

## #1 Irregular Verbs (without pictures)

Created by Heather Whetham from HoJo's Teaching Adventures  
<http://www.teacherspayteachers.com/Store/HoJo>

E-mail: [HoJosTpTStore@yahoo.com](mailto:HoJosTpTStore@yahoo.com)

Follow by [blog](#), become a fan on [Facebook](#), or follow me on [Pinterest!](#)

Copyright © 2013 Heather Whetham "HoJo's Teaching Adventures"

All rights reserved by author.

Permission to copy for classroom use only.

Electronic distribution limited to classroom use only.

# Credits Page

Fonts by [Jessica Stanford](#) and [Jen Jones](#) – Hello Literacy.



Smiley Dude Graphics  
by [Mr. Magician](#)



Thank you for your purchase!

~HoJo~

Please consider contacting me or following me in one of the ways below -

E-mail: [HoJosTpTStore@yahoo.com](mailto:HoJosTpTStore@yahoo.com)

Follow by [blog](#), become a fan on [Facebook](#), or follow me on [Pinterest](#)!

All rights reserved. This product is bound by copyright laws. Redistributing, editing, selling, or posting this item (or any part thereof) is strictly prohibited. This applies to items posted as "FREE" as well. This also includes distributing this product on the Internet which is strictly prohibited without first gaining permission from the author. This product can be located by doing a Google search if placed on websites without permission from the author. Violations are subject to the penalties of the Digital Millennium Copyright Act. Please contact the author if you wish to be granted special permissions.

**Looking for more great Magic Square activities?**

You can find them [HERE](#) in my Teachers Pay Teachers [store](#)!

Current Magic Square concepts include: [addition](#), [subtraction](#), [multiplication](#), [division](#), [color words](#), [letter recognition](#), [compound words](#), [irregular plural nouns](#), [irregular verbs](#), [contractions](#), [exponents](#), [states/capitals](#), [CVCC](#), [CVCE](#), [blends](#), [telling time](#), [money](#), [place value](#), [rounding](#), [lines/angles/rays](#), [fractions](#), [shapes](#), and [MORE](#)!

Magic Squares are being added regularly, so make sure to [follow my store](#)!

Here are some pictures of the Magic Squares in action!





# Still not sure how Magic Square Puzzles work?

Check out [this YouTube video!](#)



Or look at this [blog post!](#)

