

Print, Cut, Go!

Great for centers!


Grades preK/K

FREE

Letter Recognition Magic Square Puzzle

Reusable Game!

Differentiated versions!



www.HoJosTeachingAdventures.com



Great for Review, Early Finishers,
Enrichment, and Critical Thinking!



Thank you for your purchase!! ☺

Have your students practice their letter recognition skills by matching the uppercase and lowercase letters.

****Each magic square will have students match twelve uppercase letters to their lowercase partner!****

There are ten puzzles in this product. However, there are two of each puzzle. The first one does NOT have words around the outside but the second puzzle does. This way you can differentiate the puzzles to best fit the needs of your students.

If you like this free preview, please consider purchasing the entire ten puzzle product here:
<https://www.teacherspayteachers.com/Product/Letter-Recognition-260030>

Preparation and Storage: You will need to print off the number of copies you need. (I recommend printing them on cardstock and laminating them.) I have used these as individual work, partner work, and small group work. They also work well for students who finish early or for use during center time. Cut the magic squares out and put them into plastic baggies for students' use. I put each set in its own plastic baggie. Then I put all of these baggies and one original sheet in a manila envelope with the name of the activity on the front. This way I have the answer key and all materials readily available.

Directions to Play: Give students the cut-up magic square sheet. Tell them they need to put the square back together. The first time you have the students complete one of these, I suggest drawing out a 3x3 square on the board so they understand what it should look like. You can also give them the hint (because I have found some do not figure this out!) that the pictures will all be facing the correct direction.

Correcting Student Work: To easily check a student's completed work, keep an original copy of the magic square sheet they are working on. This way you can immediately check to see if the graphics are in the correct order or not.

Still not sure how Magic Squares work? Check out this [blog post!](#)

Please consider contacting me or following me in one of the ways below -

E-mail: HoJosTpTStore@yahoo.com

Follow by [blog](#), become a fan on [Facebook](#), or follow me on [Pinterest!](#)

Copyright © 2015 Heather Whetham "HoJo's Teaching Adventures"

All rights reserved by author.

Permission to copy for classroom use only.

Electronic distribution limited to classroom use only.

HoJo's Teaching Adventures

Freebies, Resources, & More for K-6 Educators!



Here is a preview of the font used for the letter recognition puzzles:

a b c d e f g h i j k l m n o p q r s t u v w x y z

A B C D E F G H I J K L M N O P Q R S T U V W X Y Z

~~~~~

It is hard to choose a font that everyone will like. It is even harder (if not impossible) to find a font that would universally match what every school uses in the classroom.

I realize this font will not work for all students in every school. However, as a trained Reading Recovery teacher, I also understand the importance of students recognizing different fonts such as those they will see every day in the world.

Please take the information provided in this free download and decide if purchasing the entire product is a worthwhile investment for your students. If you decide it is, the full ten puzzle product can be purchased here:

<https://www.teacherspayteachers.com/Product/Letter-Recognition-260030>

Thank you for downloading! 😊

~Heather aka HoJo~



A

j



D

Г

G




→

B

J

g

b



C


I



C

l

K




Г

d

i

k

D



e

Г



Г

H



## Letter Recognition Magic Square #1

No letters around the outside

Created by Heather Whetham from HoJo's Teaching Adventures

<http://www.teacherspayteachers.com/Store/HoJo>

E-mail: [HoJosTpTStore@yahoo.com](mailto:HoJosTpTStore@yahoo.com)










Follow by [blog](#), become a fan on [Facebook](#), or follow me on [Pinterest!](#)

Copyright © 2015 Heather Whetham "HoJo's Teaching Adventures"

All rights reserved by author.

Permission to copy for classroom use only.

Electronic distribution limited to classroom use only.

|                                                                                                                         |                                                                                                                         |                                                                                                                           |
|-------------------------------------------------------------------------------------------------------------------------|-------------------------------------------------------------------------------------------------------------------------|---------------------------------------------------------------------------------------------------------------------------|
| <p>X</p> <p>q</p>  <p>A</p> <p>j</p>   | <p>T</p> <p>D</p>  <p>F</p> <p>G</p>   | <p>m</p> <p>↳</p>  <p>W</p> <p>B</p>   |
| <p>J</p> <p>n</p>  <p>C</p> <p>I</p>   | <p>g</p> <p>C</p>  <p>I</p> <p>K</p>   | <p>b</p> <p>L</p>  <p>d</p> <p>d</p>   |
| <p>i</p> <p>U</p>  <p>e</p> <p>O</p> | <p>k</p> <p>E</p>  <p>J</p> <p>S</p> | <p>D</p> <p>H</p>  <p>V</p> <p>R</p> |

## Letter Recognition Magic Square #1

Letters Around the Outside

Created by Heather Whetham from HoJo's Teaching Adventures  
<http://www.teacherspayteachers.com/Store/HoJo>

E-mail: [HoJosTpTStore@yahoo.com](mailto:HoJosTpTStore@yahoo.com)

Follow by [blog](#), become a fan on [Facebook](#), or follow me on [Pinterest!](#)

Copyright © 2015 Heather Whetham "HoJo's Teaching Adventures"

All rights reserved by author.

Permission to copy for classroom use only.  
 Electronic distribution limited to classroom use only.

Like this freebie?

You can purchase the entire product [here](#) and get nine more puzzles!

[https://www.teacherspayteachers.com/Product/  
Letter-Recognition-  
260030](https://www.teacherspayteachers.com/Product/Letter-Recognition-260030)

# Credits Page

Fonts by [Jessica Stanford](#) and [Jen Jones – Hello Literacy](#).



Graphics provided by [Zip-A-Dee-Doo-Dah Designs](#)



Thank you for your purchase!

~HoJo~

Please consider contacting me or following me in one of the ways below -

E-mail: [HoJosTpTStore@yahoo.com](mailto:HoJosTpTStore@yahoo.com)

Follow by [blog](#), become a fan on [Facebook](#), or follow me on [Pinterest](#)!

All rights reserved. This product is bound by copyright laws. Redistributing, editing, selling, or posting this item (or any part thereof) is strictly prohibited. This applies to items posted as "FREE" as well. This also includes distributing this product on the Internet which is strictly prohibited without first gaining permission from the author. This product can be located by doing a Google search if placed on websites without permission from the author. Violations are subject to the penalties of the Digital Millennium Copyright Act. Please contact the author if you wish to be granted special permissions.

**Looking for more great Magic Square activities?**

You can find them [HERE](#) in my Teachers Pay Teachers [store](#)!

Current Magic Square concepts include: [addition](#), [subtraction](#), [multiplication](#), [division](#), [color words](#), [letter recognition](#), [compound words](#), [irregular plural nouns](#), [irregular verbs](#), [contractions](#), [exponents](#), [states/capitals](#), [CVCC](#), [CVCE](#), [blends](#), [telling time](#), [money](#), [place value](#), [rounding](#), [lines/angles/rays](#), [fractions](#), [shapes](#), and [MORE](#)!

Magic Squares are being added regularly, so make sure to [follow my store](#)!

Here are some pictures of the Magic Squares in action!





# Still not sure how Magic Square Puzzles work?

Check out [this YouTube video!](#)



Or look at this [blog post!](#)

